



# Access Key

KEW

TRAFFIC



SCHOOL

374 Cotham Road  
(on the corner of Grange Road)  
Kew Victoria 3101  
Phone: (03) 9278 4444  
[www.boroondara.vic.gov.au/kts](http://www.boroondara.vic.gov.au/kts)

Updated April 2024

## Acknowledgement of Traditional Owners

The City of Boroondara acknowledges the Wurundjeri Woi-wurrung people as the Traditional Owners and original custodians of this land and pay our respects to their Elders, past and present, and the Elders from other communities who may be here today.

The City of Boroondara would also like to acknowledge the support and assistance provided by [Access Ability Australia](#) in helping to prepare the Kew Traffic School Access Key.




# Contents and Glossary

Guidelines	<a href="#">4</a>
Communication board	<a href="#">5</a>
Did you know?	<a href="#">6</a>
Getting there	<a href="#">7</a>
Parking	<a href="#">8</a>
Wellbeing and educational benefits	<a href="#">9</a>
Welcome	<a href="#">10</a>
Map	<a href="#">11</a>
Staff	<a href="#">12</a>
Toilets	<a href="#">13</a>
Track	<a href="#">14</a>
Education room	<a href="#">15</a>
Safety education programs	<a href="#">16</a>
Public ride sessions	<a href="#">17</a>
Private bookings	<a href="#">18</a>
Party room	<a href="#">19</a>
Undercover outdoor area	<a href="#">20</a>
Accessibility	<a href="#">21</a>
Safety	<a href="#">22</a>
Contact	<a href="#">23</a>

**Actively supervise** - Parents and carers must have their children within eyesight at all times.

**AFFL** - Above finished floor level.

**TGSI** - Tactile ground surface indicators. A tactile ground surface to assist pedestrians who are visually impaired. Often found on footpaths, stairs and train station platforms.



# Guidelines



Thank you for choosing to use an Access Key for Kew Traffic School. This customised accessibility guide provides convenient information about accessing this venue. Access Keys are universally designed and suitable for all people, regardless of ability.

For your Access Key to be successful, we recommend you follow these guidelines:

- Access Keys are available online to help you prepare for your visit in advance.
- Access Keys to be read and shared in an environment free of distractions.
- Access Keys can be read independently or shared with a friend, family member, carer or support worker to prepare for the visit.
- If sharing the Access Key with participant, help the participant comprehend key points, consistently monitoring for level of understanding.
- If sharing the Access Key with participant, contextualised photographs can be used to summarise information and experiences.
- If using the Access Key as a reflective tool, make sure to enjoy the pivotal link between experience and recall after the visit has taken place.
- Once the visit has taken place, revisit the Access Key to celebrate success.
- Accessibility information is located on page [21](#).
- Safety information is located on page [22](#).
- Download Access Key in its entirety – 23 pages in total.



**Access  
Ability  
Australia**

Access Keys are designed and developed by [Access Ability Australia](#).

To view the full range of free Access Keys available, go to [AAA Library](#).

For Access Keys in Braille or audio, please [Contact Us](#).

Please complete our short [feedback form](#) to help us ensure continuous improvement.



© Access Ability Australia, All Rights Reserved. 2021 DISCLAIMER: All materials have been compiled from information available at time of production. They are not intended to replace professional advice including; but not limited to, access audits. All necessary care has been taken to design and produce Work(s). All measurements provided are within an approximate range. Full implementation guidelines are supplied in accordance with Work(s) in its entirety. You acknowledge and agree that you are using all services and facilities provided by Access Ability Australia at your own risk and you agree to defend, indemnify, save and hold Access Ability Australia harmless from any and all demands, liabilities, costs, losses and claims, howsoever suffered, including but not limited to legal fees that may arise directly or indirectly from any service provided or agreed to be provided by Access Ability Australia. You agree that this indemnification extends to all aspects of the Work(s), including but not limited to implementation and usage. Access Ability Australia are indemnified of all claims, liability, and expenses that may arise from use of Work(s) as per usage and acceptance of these terms and conditions. This Access Key is not to be altered by any parties without express permission of Access Ability Australia.





Access  
Ability  
Australia

# Communication Board

## Kew Traffic School

August 2022 V1



Accessible parking



Accessible toilet



Yes



No



Parking



Gender neutral toilet



Bus stop



First aid



Drinking fountain



Classroom



Social story



Something is wrong



I don't speak English



I need help



Write it down



Time



Booking



Deaf/Hard of hearing



Question



Quiet place





## Did you know?

Kew Traffic School is a fun and engaging space for children aged 2 to 10 years to develop important road safety skills and gain confidence on their bicycle or scooter.

Kew Traffic School is proudly supported by the City of Boroondara.

View the [City of Boroondara's Disability Action Plan](#).

Facilities include:


- track which mimics a real-life road
- education room
- party room for private bookings
- outdoor space with barbecue, picnic tables and chairs.

Kew Traffic School is available for:

- [safety education programs](#)
- [public ride sessions](#)
- [private bookings](#).

To provide feedback, please call us on (03) 9278 4444 or email [kts@boroondara.vic.gov.au](mailto:kts@boroondara.vic.gov.au).





## Getting There

Kew Traffic School is located at 374 Cotham Road, Kew (on the corner of Grange Road).

See [Google Maps](#).

### Train

The Alamein, Belgrave and Lilydale lines will get you there. The nearest railway station is Camberwell Station, 2km from the school.

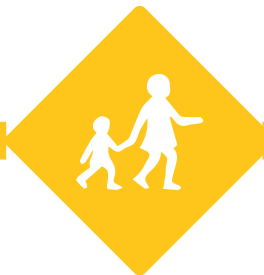
### Bus

The nearest bus stop, on the corner of Cotham and Normanby Roads, is 380 metres from the school. Use bus routes 302, 624 or 304.

### Tram

The nearest tram stop is directly outside Kew Traffic School on Cotham Road. The number 109 tram will get you there.

For further information please visit [Public Transport Victoria](#).





## Parking

We have a designated carpark on-site for visitors. Entry to the carpark is via Grange Road.

There is:

- one accessible parking bay located 16 metres from the main entry gate
- three-hour general parking
- two-hour parking on surrounding streets
- bus parking on Grange Road.





# Wellbeing and Educational Benefits

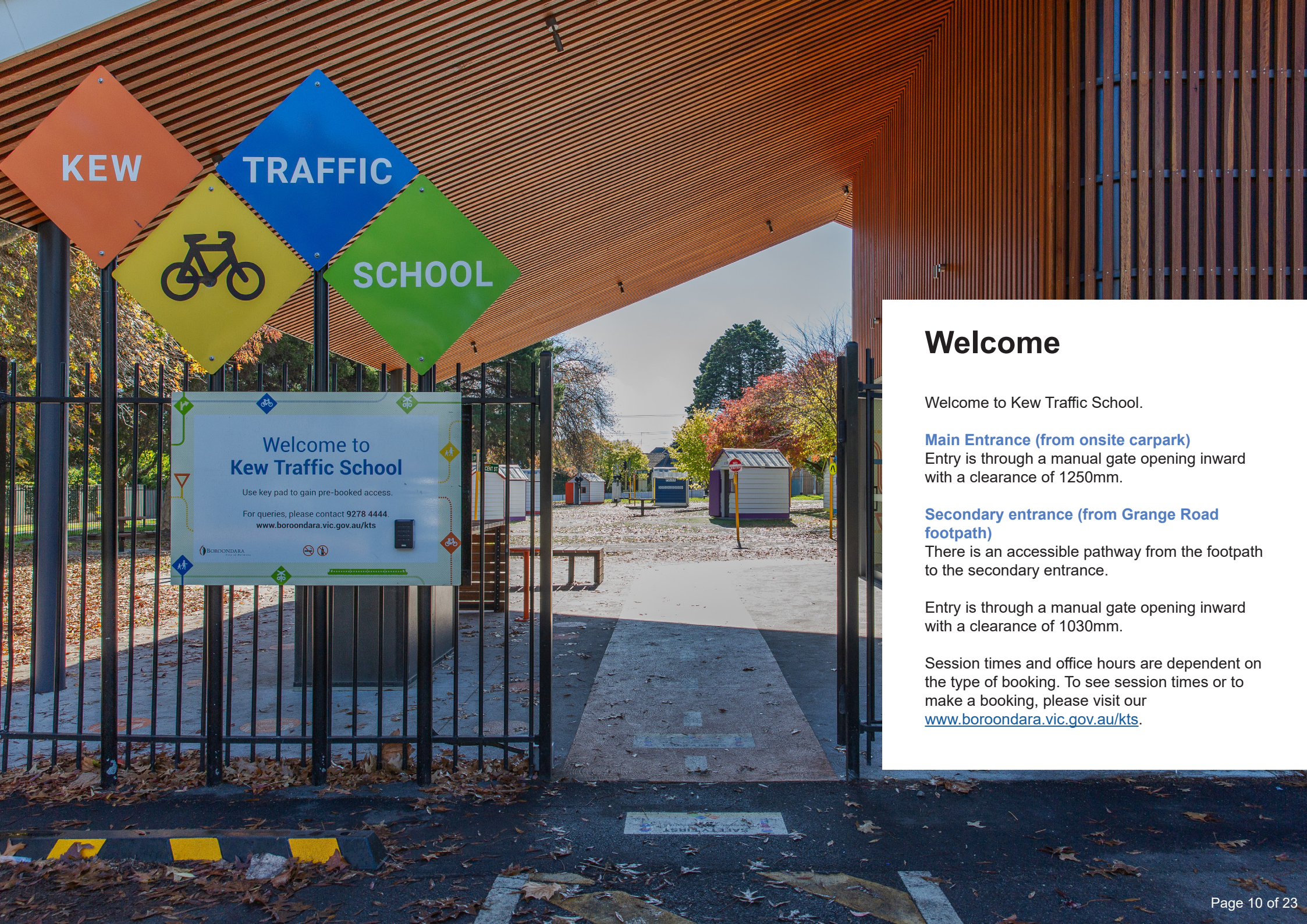
## Physical Wellbeing

- Helps to improve sensory awareness and exploration of the world around.
- Helps to improve fine motor skills and coordination.
- Helps to train the sense of spatial awareness.
- Helps to develop gross motor skills.
- Helps to develop balance and core strength.
- Improves cardiovascular health.
- Improves muscular strength.
- Improves overall mental health and wellbeing.
- Improves proprioception- Combine this with the spatial awareness point above.
- Promotes more confident bike riding.
- Promotes improvements in range of movement.
- Reduces pain and inflammation.
- Reduces stiffness.

## Educational, Personal and Social Capability Wellbeing

- Encourages children to socialise and practise turn taking.
- Encourages collaborative, cooperative play as well as teamwork.
- Encourages responsible decision making.
- Helps in the understanding that there are different ways of making commands.
- Helps promote safety in the community.
- Helps to stimulate creativity and imagination.
- Improves focus and attention.
- Promotes the understanding that languages have different visual communication systems.
- Supports dramatic play and an understanding of the world.
- Supports listening and contributions to conversations and discussions.





KEW

TRAFFIC



SCHOOL

## Welcome to Kew Traffic School

Use key pad to gain pre-booked access.

For queries, please contact 9278 4444.  
[www.boroondara.vic.gov.au/kts](http://www.boroondara.vic.gov.au/kts)



## Welcome

Welcome to Kew Traffic School.

### Main Entrance (from onsite carpark)

Entry is through a manual gate opening inward with a clearance of 1250mm.

### Secondary entrance (from Grange Road footpath)

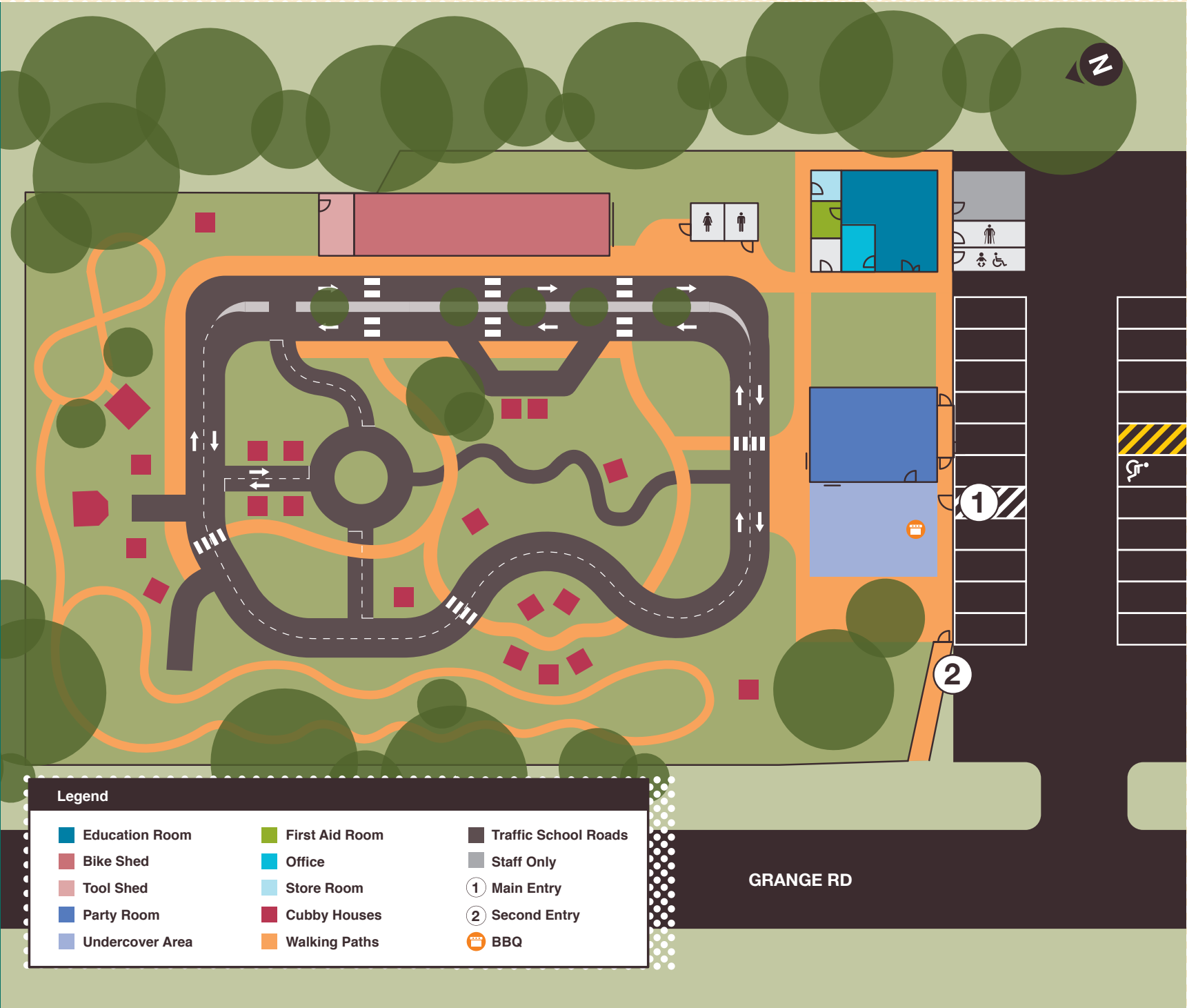
There is an accessible pathway from the footpath to the secondary entrance.

Entry is through a manual gate opening inward with a clearance of 1030mm.

Session times and office hours are dependent on the type of booking. To see session times or to make a booking, please visit our [www.boroondara.vic.gov.au/kts](http://www.boroondara.vic.gov.au/kts).



# Kew Traffic School



## Staff

Staff wear casual clothes with a coloured Boroondara lanyard and name badge.







## Toilets

Kew Traffic School has two sets of public toilets.

### Set One

Location: Next to the education room, on the right.

Includes:

- one unisex, accessible toilet with sensor lighting
- manual door opening inward. Door clearance of 850mm. Twist lock at 1080mm AFFL
- cubicle space 3412mm x 2120mm
- grab bars to the right and behind toilet
- colour contrasted toilet seat at height 470mm AFFL with right hand transfer
- toilet with backrest
- sink height 790mm AFFL with lever tap 960mm AFFL
- baby change area within accessible toilet.

Separate unisex ambulant toilet.

### Set Two

Location: Next to the education room, on the left.

Separate male and female toilets (one of each).

## SENSORY GUIDE



### Feel

Change in ground surface



### Sounds

Echo  
Hand dryer  
Toilet flushing  
Water running  
Weather



### Sights

Mirror/Reflection



### Smell

Air Freshener  
Bathroom smells  
Disinfectants





# Track

The track mimics a real-life road and includes:

- roundabouts
- intersections
- working traffic lights
- pedestrian crossings
- school crossing
- walking paths
- street signs
- road markings
- railway crossings
- mini tram and train
- cubby houses including a police station, bike shop, bakery, toy shop, milk bar, fire station, post office, bank, ambulance station, train station and church
- petrol station
- telephone box
- seating around the track, including picnic tables with attached bench seats as well as benches with backrests.



## Feel

- Balance control
- Change in ground surface
- Helmet pressure
- Increased body temperature
- Increased heart rate
- Shared personal space
- Uneven surfaces
- Weather



## Sounds

- Bell (at end of riding session)
- Bicycle or scooter bells
- Bicycles or scooters clinking
- Flying insects
- Pedestrian light beeping
- People
- Traffic | Trams
- Weather



## Sights

- Bicycle or scooters travelling
- Flying insects
- Glare
- People moving
- Sunlight
- Traffic
- Trams



## Smell

- Barbecues
- Sunscreen

# SENSORY GUIDE



## Education Room

The education room is located through the entry gates to the right.

Entry is through a manual door opening inward with a clearance of 990mm. Another door can be opened to increase the clearance to 1600mm.

The education room is used for Safety Education sessions for schools, kindergartens and childcare centres. These sessions occur before children ride on the track.

Includes:

- chairs with back and armrests
- cushions for children to sit on
- road signs on the wall
- pigeon holes with dress ups and traffic education resources.



### Feel

Change in ground surface  
Heating/Cooling  
Shared personal space



### Sounds

People  
Telephones



### Sights

Bright lights  
Fan moving  
People

## SENSORY GUIDE



# Safety Education Programs

The Safety Education Programs are designed to help children learn about road and bike safety.

The programs are aligned with the Victorian Early Years Learning and Development Framework and the F-10 Curriculum, and are aimed at school, kindergarten or childcare groups aged from 3-10 years.

Sessions are capped at 30 children.

Resources and a risk assessment is provided before each session. Information is gathered regarding children who have additional needs and what their requirements may be.

Bicycles with and without training wheels are provided.

Prior to riding on the track, children attend the education to listen to a Safety Education Program. This program teaches children about road safety skills and how to become safe and independent road users, whether they are a cyclist, pedestrian or passenger.

Children are then given a bicycle that suits their size and ability (with or without training wheels) and can begin riding on the track.

Children who are not comfortable with riding can dress up as a crossing supervisor or emergency service personnel.

Sessions last for 90 minutes and include the 20–30-minute safety education session.

Educators or parent helpers supervise children while riding on the track. There is a recommended supervision ratio of 1:6. Kew Traffic School staff also remain onsite to assist.

For more information on our Safety Education Programs and bookings, please visit our [website](#).





## Public Ride Sessions

Public Play and Ride sessions are available.

These are casual sessions which allow children to experience Kew Traffic School without being part of a school or kindergarten group.

There is no safety education program included in these sessions.

Sessions are available during school holidays (excluding public holidays) and are available for two age groups:

- children aged up to 6 years
- children aged 2 to 10 years.

Children need to bring their own bicycle, tricycle or scooter, as well as their helmets.

Bookings are essential. Kew Traffic School staff have a list of attendees prior to each session and names are ticked off as children enter the gates.

Sessions last for 90 minutes.

Parents and carers are required to actively supervise their children while they ride on the track. Kew Traffic School staff also remain onsite to provide supervision or assistance if required.

For more information or bookings for our Play and Ride sessions, please visit [www.boroondara.vic.gov.au/kts](http://www.boroondara.vic.gov.au/kts).







## Private Bookings

Kew Traffic School is a popular venue for private parties and functions.

Sessions are available for:

- one 2-hour session on weekday afternoons (3-hour sessions during daylight savings)
- four 2-hour sessions on Saturdays and Sundays.

Visitors have exclusive use of the track, party room and adjoining outdoor undercover area during their private booking.

There is a booklet inside the party room which provides all the information the host requires about using the facilities during a private function, including emergency phone numbers.

Kew Traffic School staff are not in attendance during private bookings.

An email is sent out to private function hosts prior to the session with a code to gain entry. Hosts are

required to put the code into the keypad next to the main or secondary entrance gates.

The main entry keypad is at a height of 1080mm AFFL.

The secondary entry keypad is at a height of 1240mm AFFL.

Community groups within the City of Boroondara can also book Kew Traffic School for fundraising events at a discounted rate.

For more information on private bookings, including session times and fees, please see our [website](#).

## Traffic Control

- Guests can only access the site during the designated booking time.
- Hosts can access the site 15 minutes prior to and 15 minutes after the booking time for set up and pack up.
- Children need to bring their own bicycle, tricycle or scooter, as well as their helmet.
- The maximum number of children per private booking is 30 (aged 2-10 years) or 50 (aged 6 years and under).
- Parents and carers must stay and actively supervise their children during the session.





## Party Room

The party room is located immediately past the entry gates, to the right.

Entry to the party room is through:

- manual door opening inward with a clearance of 860mm
- manual sliding door with a clearance of 1990mm
- manual sliding door with a clearance of 2060mm.

Includes:

- tables
- stools with no back or armrests
- fridge/freezer
- microwave
- hot and cold-water tap
- oven (no stove top).



### Feel

Change in ground surface  
Heating/Cooling  
Shared personal space



### Sounds

Balloons (pops and squeaks)  
Chair scrapes (on floor)  
Fridge humming  
Kitchen appliances  
People | Singing  
Telephones



### Sights

Balloons  
Bright lights  
Glare  
People



### Smell

Candles  
Food/Drink

## SENSORY GUIDE





## Undercover Outdoor Area

There is an outdoor area with an undercover pergola.

Location: After the main entry gates.

The outdoor area is used for private functions. It's also a space where parents and carers can relax and riders on the track can take a break.

Includes:

- barbecues (only to be used during private bookings)
- fixed tables
- stools with no back or armrests
- bench seats with no back or armrests.



### Feel

Change in ground surface  
Shared personal space  
Weather



### Sounds

Bell (at end of riding session)  
Bicycle/Scooter bells  
Bicycles/Scooters clinking  
Flying insects  
Pedestrian light beeps  
People | Traffic  
Trams | Weather



### Sights

Bicycle/Scooters travelling  
Flying insects  
Glare  
People moving  
Sunlight  
Traffic  
Trams



### Smell

Barbecues  
Sunscreen



# Accessibility

## Throughout

- Accessible website.
- Boroondara Customer Service is Relay Service Friendly. Calls can be put through to Kew Traffic School.
- Path one from Grange Road footpath to secondary entrance length 4 metres with gradient 1:10 (10%).
- Path two from Grange Road footpath to secondary entrance length 8.5 metres with gradient 1:83 (1.2%).
- Clear path of travel from outdoor to indoor areas.
- Exit button main entry gates 1480mm AFFL.
- Exit button secondary entry gates 1440mm FFFL.
- Varied external terrain of grass, artificial grass, concrete, and asphalt.
- Varied internal terrain of carpet and lino.
- Wide, clear internal and external walkways.
- Clear wheelchair circulation space.
- Spaces for a person using a wheelchair to sit with friends.
- Storage available for mobility aids in education room or party room.
- Pram and scooter parking available on request.
- Quiet space can be provided in the education room.

- Pen and paper available for exchanging information.
- Assistance animals welcome.
- Three bikes available for riders with additional needs.

## Track

- Very slight gradient changes throughout.
- Surrounding picnic table heights 750mm AFFL.
- Surrounding track with small step down from concrete to grassed areas.
- Water fountain near female toilet at 800mm AFFL.
- Bike pump near bike shed with hose grab height 520mm AFFL and pump grab height 670mm AFFL.
- Cubby houses with small step at entry.
- Cubby house doors open outward with a clearance of 590mm.
- Mini tram with stepped entry and open clearance of 800mm.
- Petrol station with petrol bowser grab height 600mm AFFL.
- Mini train ramp with stepped access.
- Mini train ramp clearance 800mm.
- Mini train with open entrance clearances of 500mm and 800mm.
- Church with door opening inward with clearance 680mm.

- Telephone box with small step at entry.
- Telephone box open entry with clearance 460mm.
- Telephone grab height 920mm AFFL.

## Party Room

- Table heights 730mm AFFL with knee clearance 700mm AFFL.
- Kitchen counter 900mm AFFL.
- Fridge handle 1100mm AFFL, freezer handle 600mm AFFL.
- Microwave 700mm AFFL.
- Hot and cold water tap 950mm AFFL.
- Oven 640mm AFFL.

## Outdoor Area

- Bench table heights 900mm AFFL with knee clearance 820mm AFFL.
- Barbecue operating height 1000mm AFFL.
- Aqua fill water fountain heights 650mm AFFL, 760mm AFFL and 1070mm AFFL.





## Safety

### Throughout

- Venue fully fenced.
- Parents and carers must actively supervise children at all times.
- Riders must wear helmets while on the track.
- Riders are requested to be respectful of other track users, watch their speed and obey traffic signals and lights.
- Drug, alcohol and tobacco free venue.
- Glass bottles and other glass items are prohibited.
- Wet floor signage may be displayed.
- All staff have current Working with Children Checks.
- Evacuation maps located throughout the venue.
- First aid kit in the party room and kitchenette (staff only).
- Defibrillator available in the party room at 1600mm AFFL.
- Accessible emergency exits.

- In the event of an emergency during staff hours, staff will help and direct visitors. If there is to be an evacuation, visitors will be directed to the nearest exit and designated assembly area.
- The designated assembly area is the car park or the park next door.
- For updated information on our COVID policy, please visit our [website](#)

### Toilets

- Accessible and ambulant toilets with raised door trim strip.
- Pathway from education room to accessible and ambulant toilets with slight gradient change.

### Track

- Walking paths with low edging.
- Concrete pathway to mini train ramp with no edging.
- Ramp to mini train with single handrail.
- No climbing on top of the mini tram and train.

### Education Room

- Mat outside entry doors, colour contrasted to ground.
- Wooden, raised edging on floor upon entry.

### Party Room

- Inward opening entry door with contrast safety bands 980mm to 1070mm AFFL.
- Sliding entry doors and surrounding panels with contrast safety bands 990mm to 1065mm AFFL.
- Visitors for private bookings are requested to bring their own first aid kit.





## Contact

Kew Traffic School  
374 Cotham Road  
(on the corner of Grange Road)  
Kew Victoria 3101

Phone: (03) 9278 4444

[kts@boroondara.vic.gov.au](mailto:kts@boroondara.vic.gov.au)

[www.boroondara.vic.gov.au/kts](http://www.boroondara.vic.gov.au/kts)